

**Exercise 1**

Calc. : ✗

A cake is taken out of an oven and cools down in a kitchen which has an ambient temperature of 24°C. The temperature,  $T$ , of the cake, in degrees Celsius,  $t$  minutes after it has been taken out of the oven can be modelled as:

$$T(t) = 24 + 200 \cdot e^{\ln(0.5)t}$$

- |   |         |
|---|---------|
| a) <b>Calculate</b> the temperature of the cake immediately after it was taken out of the oven. | 1 mark  |
| b) <b>Calculate</b> the temperature of the cake 2 minutes after it was taken out of the oven.   | 2 marks |
| c) <b>Determine</b> the temperature of the cake in the long run, <b>justifying</b> your answer. | 2 marks |

**Exercise 2**

Calc. : ✗

Consider the function  $f(x) = \ln(x)$ .

- |  |         |
|--|---------|
| a) <b>Determine</b> the domain and range of the function.  | 2 marks |
| b) <b>Determine</b> the coordinate of the point on the graph of $y = f(x)$ such that the tangent to the curve is parallel to the line $y = 3x - 2$ . | 2 marks |
| c) <b>Order</b> the following expressions from smallest to biggest:  | 1 mark  |

$$\ln 1, \quad \ln e^2, \quad e^0, \quad -\ln e$$

**Exercise 3**

Calc. : ✗

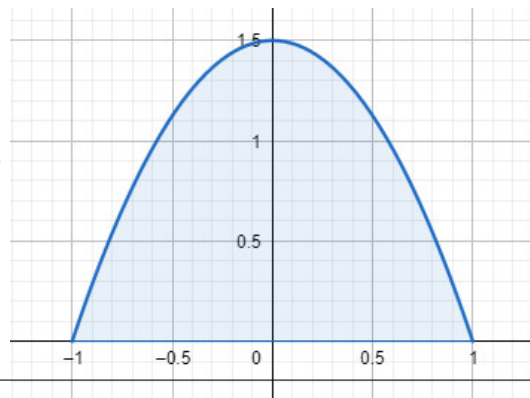
As part of their leaving school celebrations, a group of S7 students from a European School go camping. Their tent door is in the shape of a parabola with height,  $f(x)$ , and width,  $x$ , and can be modelled as:

$$f(x) = -\frac{3}{2}x^2 + \frac{3}{2}$$

Both the height,  $f(x)$ , and width,  $x$ , of the tent door are, given, in metres.

The graph of  $y = f(x)$  is shown.

**Show** that the area of the tent door is 2 m<sup>2</sup>.



5 marks

**Exercise 4**

Calc. : ✗

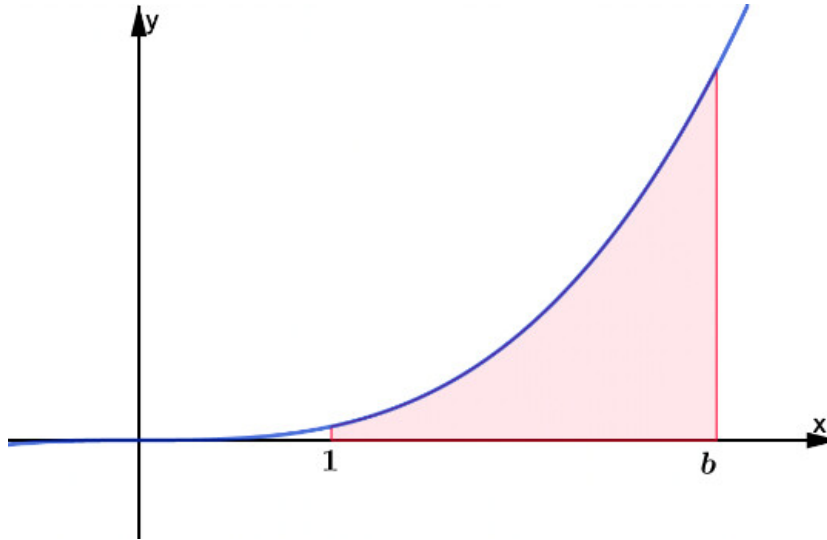
Consider  $F(x)$  the primitive of the function  $f(x)$ :

$$F(x) = \frac{1}{4}x^4 + 2$$

The graph of the function  $f(x)$  is shown in the diagram below.

**Find** the value of  $b$  if the shaded area is 20 units<sup>2</sup>, knowing that  $b > 1$ .

5 marks



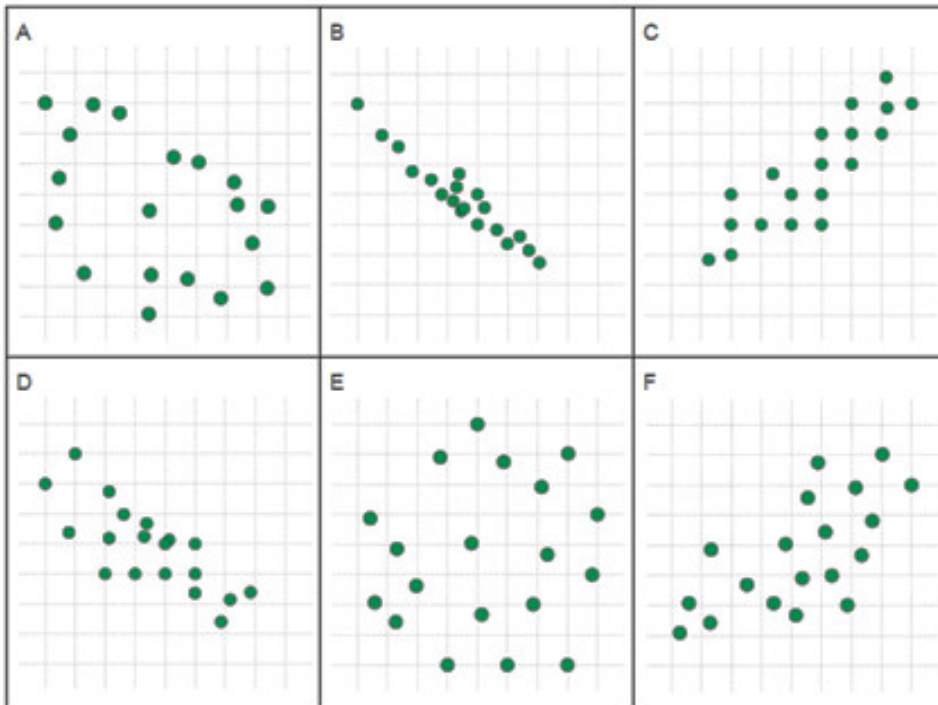
**Exercise 5**

Calc. : ✗

From the following set, **match** each correlation coefficient,  $r$ , with the scatter plot which you consider, best represents its value. **Justify** each match you make.

5 marks

{-0.96; -0.7; -0.4; 0.1; 0.6; 0.86}



**Exercise 6**

Calc. : ✗

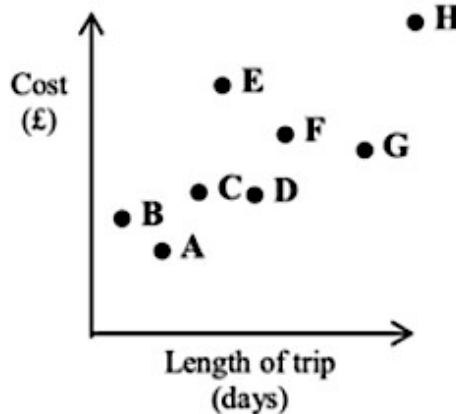
**BIZBOB 123 LIMITED**

BIZBOB 123 manufactures medical and dental supplies.

The scatter diagram, on the right, shows the cost in pounds and length in days, of business trips taken by its employees, A through H, over the previous year.

**Note:** Each of the points A–H on the scatter diagram represents the cost and length of the corresponding employee’s business trip.

Business trips are usually undertaken by car.



- a) One of BIZBOB’s employees took a plane for a business trip. **Identify** which of the employees A through H this would be. **Explain** why you identified this employee. 2 marks

BIZBOB 123’s finance wizard states that there is some linear correlation between the length of a business trip,  $L$ , and the total associated cost,  $C$ , that the company incurs for each trip.

She claims that the equation of the regression line of  $C$  on  $L$  is:

$$C = a \cdot L + b, \quad a, b \in \mathbb{R}$$

- b) **Explain** the meaning of the gradient  $a$  and the intercept  $b$ . **Provide** an example, to support each explanation. 3 marks

**Exercise 7**

Calc. : ✗

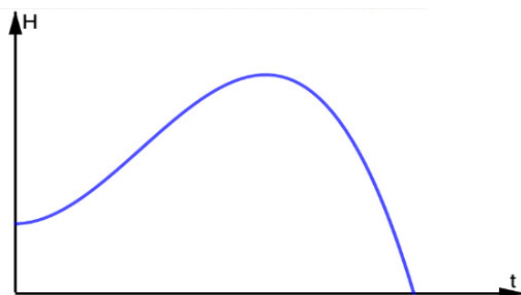
Little Tony made a paper aeroplane in art class and decided to check if it could fly.

After climbing a ladder, he threw his paper aeroplane.

The flight path of the paper aeroplane is given as:

$$H(t) = -\frac{1}{6}t^3 + t^2 + \frac{5}{2}$$

where  $H(t)$  is the height of the paper aeroplane, in meters,  $t$  seconds, after it was launched.



**The flight path of Little Tony’s paper airplane**

- a) **Determine**, the time at which the paper aeroplane reaches its highest point. 3 marks
- b) **Calculate** the maximum height of Tony’s paper aeroplane. 2 marks

**Exercise 8**

Calc. : ✗

Gentoo penguins live on the Antarctic peninsula and on numerous surrounding islands.

Scientific studies have determined that the Antarctic Gentoo penguin population is thriving, tripling every five years, expanding not only in size but also in distribution.

A 2021 population assessment estimated that 300,000 penguins were inhabiting the Antarctic peninsula.

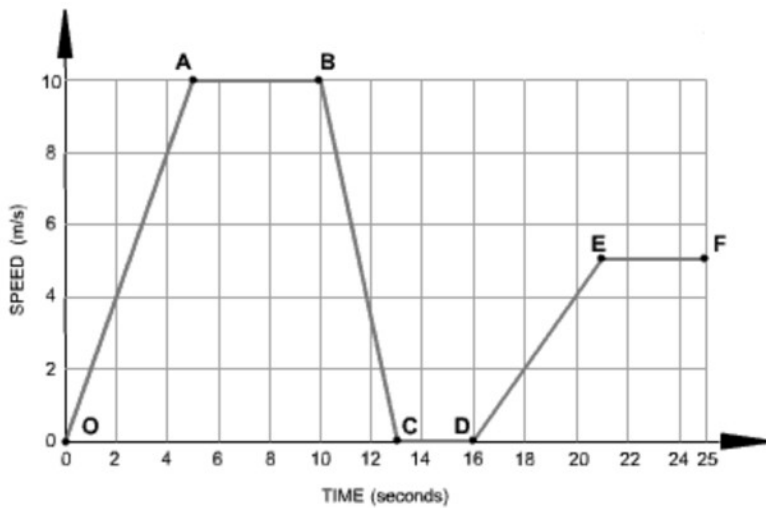
Given:



$P(t)$  is the size of the Antarctic peninsula penguin population.  
 $t$  is the time, in years, since the 2021 population assessment.

- a) **Estimate** the size of the 2024 Antarctic Gentoo penguin population, given that population growth follows a linear model. 3 marks

Gentoo penguins have an incredible swimming speed; capable of obtaining speeds of up to 36 km/hour, i.e. 10 metres/second.  
 Consider the speed-time graph of a Gentoo penguin's travel.



- b) **Select** the appropriate the journey segment(s) to complete the sentence below. 2 marks

- |                |                |
|----------------|----------------|
| A: From O to A | B: From A to B |
| C: From B to C | D: From C to D |
| E: From D to E | F: From E to F |

“The Gentoo penguin is swimming at a constant speed of 10 m/s for 5 seconds \_\_\_\_\_ and is accelerating at 1 m/s<sup>2</sup> \_\_\_\_\_”

**Important: Write the complete sentence on your exam script.**

**Exercise 9**

Calc. : ✗

One of the best known, and most Instagram able, Australian mammals is the quokka. Found solely on the island of Rottnest, Western Australia, these small marsupials with their smiley faces look like the happiest animals in the world.

A lucky 80% of all tourists encounter a quokka whilst visiting Rottnest Island.

However, on rainy days the likelihood of seeing a quokka is reduced;  $\frac{9}{10}$ <sup>th</sup> of tourists who do not encounter quokkas, said that it was raining during their visit to the island.

**Note: Meteorological records indicate it rains, on Rottnest Island, on 30% of days.**



A quokka

Let Q be the event a tourist, on Rottnest Island, encounters a quokka.

Let R be the event it is rainy day on Rottnest Island.

- a) **Represent** the above information in a two-way, contingency, table. 3 marks
- b) Hence, or otherwise, **determine** the likelihood that a Rottnest Island tourist is unlucky given that it is not a rainy day. 2 marks

**Note: A tourist is considered to be unlucky if they do not encounter a quokka on their trip to the island.**

**Exercise 10**

Calc. : ✗

Two brothers are playing darts. The probability that Kevin wins against his older brother is  $\frac{1}{4}$ . The brothers play four consecutive games of darts.

**Show** that the probability that Kevin wins exactly two games is six times greater than him winning both the first and second games and then losing the third and fourth games played. 5 marks